

Class –XII

PHYSICS (Theory)

SQP Marking Scheme 2020-21

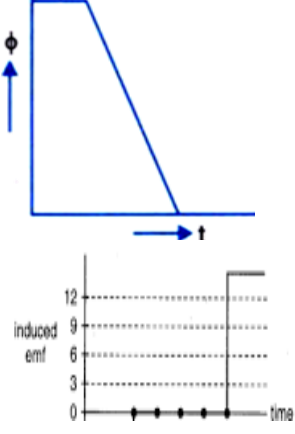
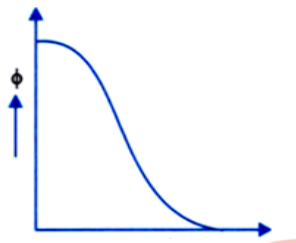
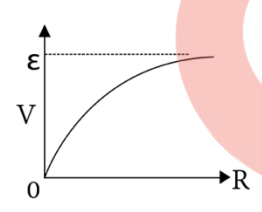
Sr. No.	VALUE POINTS	Marks
1	Magnetic dipole moment	1
2	Any one use of micro waves OR 1:1	1
3	zero	1
4	Remains same OR 7.707A, 50Hz	1 $\frac{1}{2}+\frac{1}{2}$
5	$h/2\pi$	1
6	4eV	1
7	Antinutrino OR Electron	1
8	Decreases OR 25Hz	1
9	Dynamic resistance =change in voltage/change in current=1ohm	1
10	Photodiode	1
11	a) Both A and R are true and R is the correct explanation of A	1
12	b)Both A and R are true and R is the correct explanation of A	1
13	c)A is true but R is false	1

QB365 - Question Bank Software

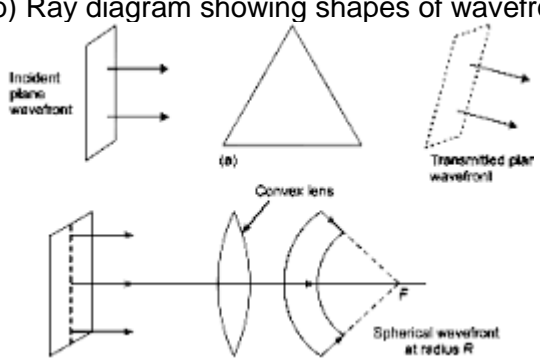
14	b) Both A and R are true but R is NOT the correct explanation of A	1
15	1.c) Copper	4x1 = 4
	2.a) car	
	3.c) zero	
	4.a) -q	
	5 b) $1.9 \times 10^5 \text{ Nm}^2/\text{C}$ leaving the surface	
	(any 4 parts to be attempted)	
16	1. b) Its critical angle with reference to air is too small	4x1=4
	2. a) 2.42	
	3. c) high refractive index	
	4. d) increase	
	5. d) less than first	
	(any 4 parts to be attempted)	
17	Explanation by showing magnetic field directions in all three regions Concluding left of region 1	1 1
18	Plot of Intensity distribution of diffraction with proper labeling OR $n\lambda/d=2\lambda/a$ $n=2d/a$, where d is separation between slit and a width of slit	2
19	Derivation including both terms electrostatic energy in system and in external field	1+1
	OR Derivation of relation $E=-dV/dr$ Diagram of equipotential surfaces	1+1

QB365 - Question Bank Software

20	Circuit diagram showing biasing of LED in F.B Action of LED For emission in visible range least band energy required is 1.8eV	½ 1 ½
21	Calculation of magnetic flux $\Phi = BA \cos\theta$, where $\theta = 30^\circ = \sqrt{3}/2 \times 10^{-11} \text{Wb}$ Calculation of induced emf $E = A \cos\theta dB/dt = 0.5 \text{V}$	1 1
22	Path difference = $3\lambda/2$ Putting value we will get $\lambda = 3 \text{cm}$	1 1
23	Well labeled energy band diagram of n-type semiconductor n-type semiconductor electrons-majority charge carriers	1 ½ ½
24	Definition of each term Diagram showing relation OR $B_v/B_H = \tan\theta$ Putting values, $\theta = 30^\circ$	½+½ 1 1 1
25	Two characteristics- virtual and enlarged image and same side of object. As u and v both negative, we get $1/v = 1/u - 1/f$ Interpret $y = mx + c$, plot of the graph	1 1

<p>26</p>	 <p>Induced current and power, sketch is same as shown above. In case of circular coil, rate of change of area of the loop during its passage out of field is not constant, hence induced current varies accordingly.</p> 	<p>1/2 for each plot</p> <p>1</p> <p>1/2</p>
<p>27</p>	<p>Circuit diagram</p>  <p>Maximum current drawn will be at $R=0$</p> <p style="text-align: center;">OR</p> <p>Circuit diagram</p> <p>Applying correct formula</p> <p>And calculation of p.d=11.5V</p> <p>Series resistor limits the current drawn from source</p>	<p>1</p> <p>1</p> <p>1</p> <p>1</p> <p>1/2</p> <p>1/2</p> <p>1</p>

28	<p>De-Broglie reasoned out that nature was symmetrical and two basic physical entities –mass and radiation must be symmetrical.If radiation shows shows dual aspect than matter should do so.</p> <p>De-Broglie equation- $\lambda=h/P$ For photon – $P=hv/C$ Therefore,$h/P=C/v=\lambda$ As $\lambda=h/\sqrt{2mk}$</p> <p>So,alpha particle will be having shortest de-Broglie wavelength compared to deuterons.</p> <p align="center">OR</p> <p>Main implications- 1. kinetic energy of emitted electrons depends upon frequency, but not on intensity of radiation 2. there exist a frequency of radiation below which no photoemission takes place, how high intensity of radiation may be. Explanation wave nature of radiation fails to explain photoelectric effect</p>	<p>1</p> <p>1</p> <p>1</p> <p>1</p> <p>1</p> <p>1</p>
29	<p>Derivation of frequency of radiation emitted when a hydrogen atom de excites from level n to level (n-1).</p> <p>$\nu = me^4 (2n-1) / (4\pi)^3 (h/2\pi)^3 n^2 (n-1)^2$</p> <p>Comparing for large values of n, with classical frequency $\nu = v / 2\pi r$</p>	<p>2</p> <p>1</p>
30	<p>One difference between nuclear fission and nuclear fusion</p> <p>Calculating $Q=(m) Fe-2(m) Al)C^2 =26.90MeV$ Justification not possible</p>	<p>1</p> <p>1</p> <p>1</p>
31	<p>(a) Statement of Gauss law</p> <p>Proof of outward flux due to a point charge Q ,in vacuum within gaussian surface, is independent of its size and shape</p> <p>(b) Net electric field towards left=σ/ϵ left</p> <p>Net electric field towards right=σ/ϵ right</p>	<p>1</p> <p>2</p> <p>1</p> <p>1</p>

	OR	
	Definition of ideal dipole + example	1/2+ 1/2
	Derivation of torque	2
	Putting values in correct formula and solving, value of charge and potential energy Q=8×10 ⁻³ C U=-8J	1 1
32	(a) Derivation of instantaneous current $i=i_0\sin(\omega t + \pi/2)$ Reactance $X_C=1/\omega C$ Phasor diagram showing v and i relation in pure C (b) Explanation that adding R it will behave RC series ac circuit Calculation of current and phase angle	1 1 1 1+1
	OR	
	(a) Principle of ac generator	1
	(b) Well labelled diagram	1
	Brief working and emf expression	2
	(c) reason	1
33	(a) Definition of wavefront	1
	(b) Ray diagram showing shapes of wavefront	
		1 1
	(c) Proof of Snell's law	2

QB365 - Question Bank Software

	OR	
	(a) choice of objective	1
	(b) ray diagram of reflecting type telescope Formula of magnifying power	2+1
	(c) stating two advantages	2

